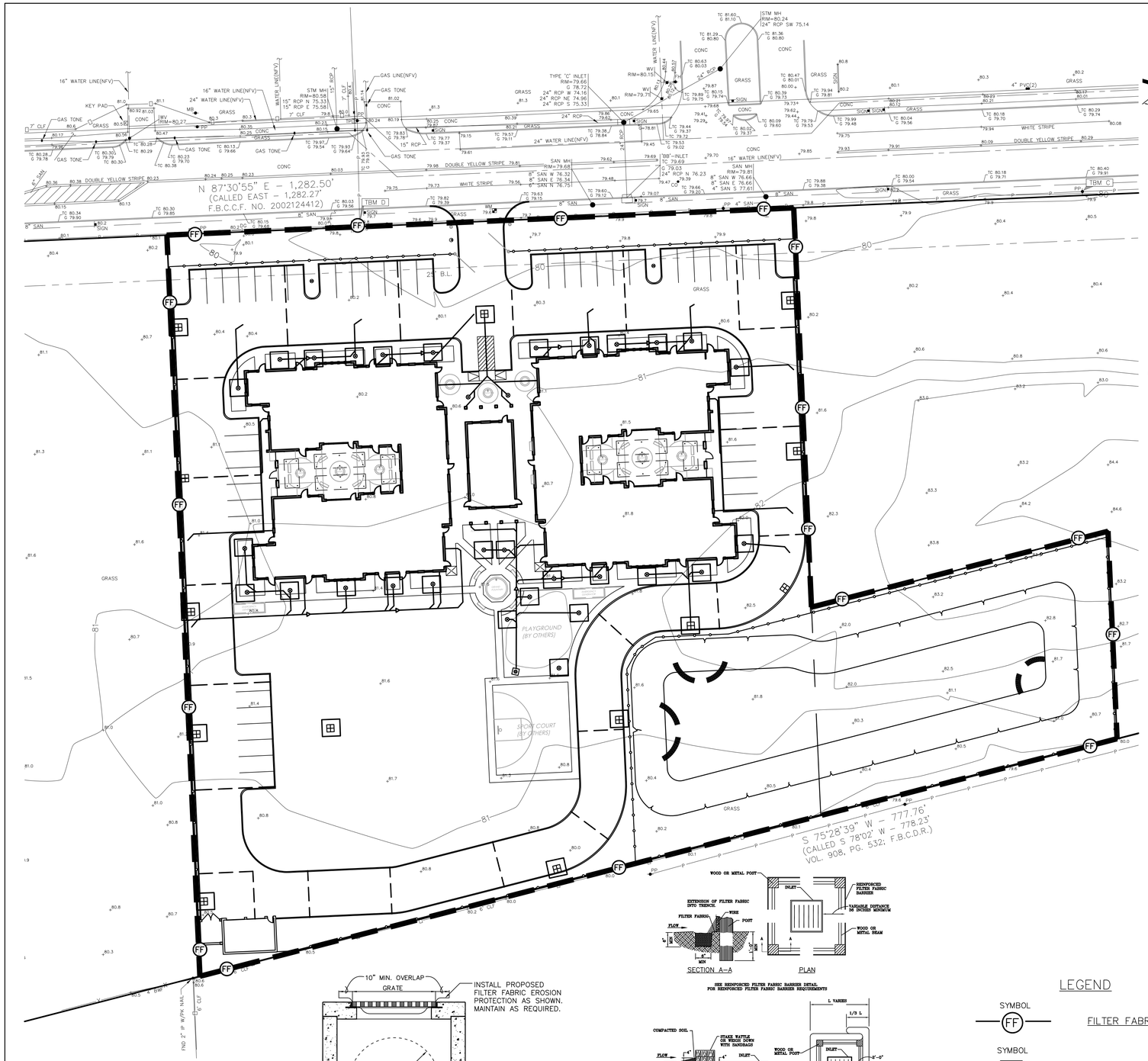

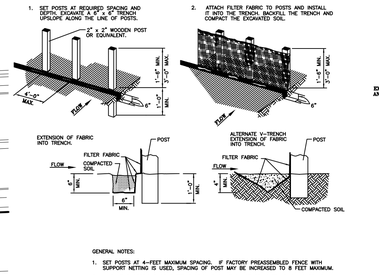

GENERAL NOTES:

1. SET POSTS AT 4-FEET MAXIMUM SPACING. IF FACTORY PREASSEMBLED FENCE WITH SUPPORT NETTING IS USED, SPACING OF POST MAY BE INCREASED TO 8 FEET MAXIMUM.
2. WHEN TWO SECTIONS OF FILTER FABRIC ADJOIN EACH OTHER, OVERLAP 6 INCHES AT THE POST, FOLD TOGETHER, AND ATTACH TO THE POSTS.
3. REMOVE SEDIMENT DEPOSITS WHEN SILT DEPTH REACHES ONE-THIRD OF THE HEIGHT OF THE FENCE.

FILTER FABRIC FENCE

SYMBOL

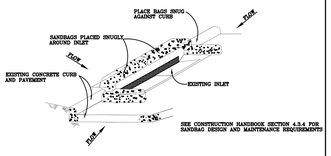

GENERAL NOTES:

1. BAGS OR WATTLES CAN BE USED FOR THIS APPLICATION.
2. PROVIDE WOVEN OR UNWOVEN GEOTEXTILE FILTER FABRIC FOR BAGS.
3. PROVIDE COARSE SAND AND AGGREGATE MIX FOR FILL MATERIAL FOR BAGS. USE ONLY PARTICLES CONSISTING OF CLEAN, HARD, DURABLE MATERIALS FREE FROM ADHERENT COATINGS, SALT, ALKALI, DIRT, CLAY, LOAM, SHALE, SOFT OR FLAKY MATERIALS, OR ORGANIC AND INJUROUS MATTER.
4. REMOVE SEDIMENT DEPOSIT WHEN THE SEDIMENT HAS ACCUMULATED TO ONE-THIRD THE HEIGHT OF THE BARRIER.

INLET PROTECTION BARRIERS FOR STAGE II INLETS

IPB
SYMBOL

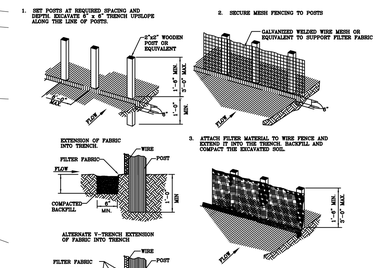

GENERAL NOTES:

1. SECURELY FASTEN MESH FENCING TO POSTS WITH STAPLES OR TIE WIRES.
2. SECURELY FASTEN FILTER FABRIC TO MESH FENCING.
3. WHEN TWO SECTIONS OF FILTER FABRIC ADJOIN EACH OTHER, OVERLAP 6 INCHES AT A POST, FOLD TOGETHER, AND ATTACH TO A POST.
4. REMOVE SEDIMENT DEPOSITS WHEN SILT REACHES ONE-THIRD OF THE HEIGHT OF THE FENCE IN DEPTH.

REINFORCED FILTER FABRIC BARRIER

SYMBOL

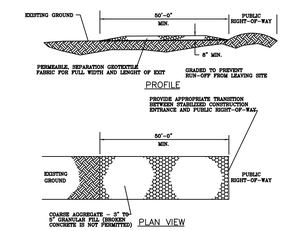

GENERAL NOTES:

1. MINIMUM LENGTH IS AS SHOWN ON CONSTRUCTION DRAWINGS OR 50 FEET, WHICHEVER IS MORE.
2. CONSTRUCT AND MAINTAIN CONSTRUCTION EXIT WITH CONSTANT WIDTH ACROSS ITS LENGTH, INCLUDING ALL POINTS OF INGRESS OR EGRESS.
3. UNLESS SHOWN ON THE CONSTRUCTION DRAWINGS, STABILIZATION FOR OTHER AREAS WILL HAVE THE SAME AGGREGATE THICKNESS AND WIDTH REQUIREMENTS AS THE STABILIZED CONSTRUCTION EXIT.
4. WHEN SHOWN ON THE CONSTRUCTION DRAWINGS, WIDEN OR LENGTHEN STABILIZED AREA TO ACCOMMODATE A TRUCK WASHING AREA. PROVIDE OUTLET SEDIMENT TRAP FOR THE TRUCK WASHING AREA.
5. PROVIDE PERIODIC TOP DRESSING WITH ADDITIONAL COARSE AGGREGATE TO MAINTAIN THE REQUIRED DEPTH OR WHEN SURFACE BECOMES PACKED WITH MUD.
6. PERIODICALLY TURN AGGREGATE TO EXPOSE A CLEAN DRIVING SURFACE.
7. ALTERNATIVE METHODS OF CONSTRUCTION INCLUDE
   - CEMENT STABILIZED SOIL: COMPACTED CEMENT STABILIZED SOIL, LIMESTONE AGGREGATE, OR OTHER FILL MATERIAL IN AN APPLICATION OF THICKNESS OF 9 INCHES.
   - WOOD MATS: OAK OR OTHER HARDWOOD TIMBERS PLACED EDGE TO EDGE AND ACROSS SUPPORT MEMBERS. WOOD BEAMS WHICH ARE PLACED ON TOP OF EXISTING SOIL IN AN APPLICATION THICKNESS OF 6 INCHES.
   - STEEL MATS: PERFORATED MATS PLACED ACROSS PERPENDICULAR SUPPORT MEMBERS.

STABILIZED CONSTRUCTION ACCESS

SYMBOL

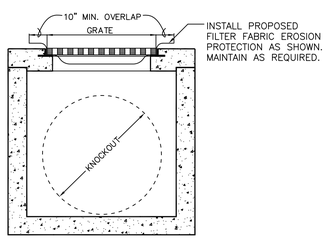

PROPOSED / EXISTING INLET

INLET PROTECTION BARRIER

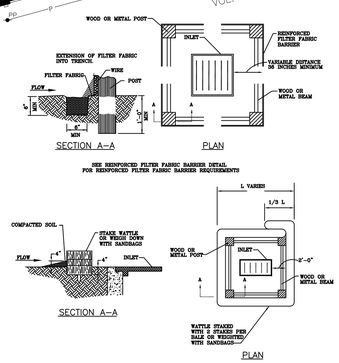

NOTE:
TYPICALLY STRAW BALES ARE NOT RECOMMENDED FOR INLET PROTECTION BARRIERS.

INLET PROTECTION BARRIERS FOR STAGE I INLETS

IPB
SYMBOL

LEGEND

SYMBOL FF	FILTER FABRIC FENCE
SYMBOL	INLET PROTECTION BARRIER
SYMBOL SC	STABILIZED CONSTRUCTION EXIT

C-6 SWPPP & DETAILS

Scale 1" = 30' JOB NO: 130-2

SEE SHT C-0 FOR TOPOGRAPHIC SURVEY
SEE SHT C-1 FOR GRADING & DRAINAGE
SEE SHT C-2 FOR STORM SEWER LAYOUT
SEE SHT C-3 FOR DRAINAGE AREA MAP
SEE SHT C-4 FOR SANITARY & WATER LAYOUT
SEE SHT C-5 FOR PAVING JOINT LAYOUT
SEE SHT C-6 FOR SWPPP & DETAILS
SEE SHT C-7 FOR NOTES & DETAILS
SEE SHT C-8 FOR P&P OVERALL
SEE SHT C-9 FOR PUBLIC STORM P&P
SEE SHT SL-01 FOR GENERAL CONSTRUCTION NOTES I
SEE SHT SL-02 FOR GENERAL CONSTRUCTION NOTES II
SEE SHT SL-03 FOR STORM SEWER MANHOLE DETAILS
SEE SHT SL-04 FOR STORM SEWER MANHOLE DETAILS
SEE SHT SL-05 FOR STORM SEWER CONSTRUCTION NOTES
SEE SHT SL-20 FOR STORM SEWER PIPE BEDDING & BACKFILL DETAILS

TEXAS ENGINEERING AND MAPPING
12810 CENTURY DRIVE
STAFFORD, TEXAS 77477
PHONE: (281) 491-2525 FAX: (281) 491-2535

Optimum Personal Care Assisted Living Facilities

XXX Lakeview Drive
Sugar Land, Texas 77478

Radian
ARCHITECTURE
134 Eldridge Road Suite A
Sugar Land, Texas 77478
TEL (713) 933-0507
FAX (713) 933-0512

#	Date	Description
1	12.10.12	SCHEMATIC DESIGN

TEXAS ENGINEERING & MAPPING CO. REGISTRATION # F-2906 THIS DOCUMENT IS RELEASED FOR THE PURPOSE OF INTERIM REVIEW UNDER THE AUTHORITY OF CARLOS J. BARILLAS, P.E. 50474 ON 03-28-13. IT IS NOT TO BE USED FOR CONSTRUCTION PURPOSES.

Project No.1201.31

SWPPP + DETAILS

Sheet No.

C-6